



WHITNEY and BRITNEY



# CHICKEN DIVAS



Activity Pack



# Caring for your chooks



# 1 - FOOD COMES FIRST

Hooray! You have chickens in your life! Chickens are fun and friendly, with their own different personalities. They lay delicious eggs and they're gorgeous to look at.

Just like humans, chickens need good food. But they don't always eat the same foods as us. Here's a list of foods chooks like to eat, and a list of foods that you shouldn't give them.

We like leftovers  
- but only if  
they're fresh!



## Chickens like

## Chickens don't like



Weeds



Salad and greens



Kitchen scraps



Chicken pellets



Seeds



Plain yoghurt



Oatmeal or porridge



Lollies



Wrappers & rubbish



Onions & garlic



Avocado



Raw eggplant



Dried beans & rice



Raw potato peels



Mouldy food




Citrus  
(lemons & oranges)



We also need  
GRIT, to help  
us digest

## 2 - TREATS for CHICKENS

Chooks love a foodie treat. It can be fun to make special food for your chickens. Here are some ideas:



### Popcorn necklace

**Ingredients:**

- ★ Popcorn – one heaped tablespoon

*Cook the popcorn in oil and allow to cool. Using a darning needle and thin twine, thread popped kernels together and hang up in the chicken run for the chooks to peck at.*

### Tropical island mash:

**Ingredients:**

- ★ Banana
- ★ Coconut flakes

*Mash banana, sprinkle on coconut flakes and serve. For that exotic touch, mash into half a coconut shell. Yummmmm.*

### Scatter-it salad:

- ★ Sweetcorn kernels – 1 tablespoon
- ★ Peas – 1 tablespoon

*(use frozen on hot days to cool the hens down) Scatter the corn and peas and watch the hens run around after them.*

### Chooky fruit kebab:

**Ingredients:**

- ★ Grapes (cut into halves for small chooks)
- ★ Apples – in 3cm chunks
- ★ Banana – 3 thick slices
- ★ Watermelon chunks
- ★ Cherry tomatoes (halves for small chooks)

*Thread onto a wooden skewer and serve.*

### Party pumpkin cave!!!

**Ingredients:**

- ★ Half a pumpkin

*Scoop out the soft innards and seeds. Place pumpkin on side on ground. Arrange seeds and soft innards around the base of pumpkin.*

*Call our 'yoo hoo!' and watch as your lucky chickens rush to the pumpkin party!*

## Make up your own recipes!

Recipe name: .....

Ingredients: .....

.....  
 .....  
 .....  
 .....


Recipe name: .....

Ingredients: .....

.....  
 .....  
 .....  
 .....

### 3 - COOP DECORATION !

Colour in and decorate Whitney and Britney's fancy coop caravan.



Where do you think Whitney and Britney sleep?

A good chicken coop needs to have:

- ★ somewhere to sleep (or roost)
- ★ somewhere to lay eggs
- ★ a solid roof and walls
- ★ light and fresh air

Chickens need a safe outdoor area for daytime - this is usually called a run, or pen.

## 4 - DESIGN A COOP

Can you design a super-fancy coop for your chickens?  
Remember what chickens need. But make it fun too!

Some of us  
have quite fancy  
tastes!



## 5 - CHOOK CHECKLIST (or chicklist!)

You need to check up on your chickens every day. Here's a list to help you out. You might have your own tasks to add to this as well!

### Things to do !



- ★ Collect kitchen scraps and weeds to feed chooks



- ★ Scatter greens and scraps (in pen and away from the coop)



- ★ Check water levels. And check water is clean. Top up or replace water if needed.

You might need to clean the water dish ->



- ★ Check pellets in feeder and add more if needed.



- ★ Observe the chickens. Do they look healthy?

Healthy chickens are active and alert, with bright eyes, red wattles and crests and smooth feathers.



- ★ Collect any eggs.

Don't forget to take eggs while they're fresh!



- ★ Check that no chickens have escaped the coop.



- ★ Lock up and check chickens are secure!



Can you think of anything else to add in?

## 6 - CHOOK CHALLENGE!

Take this quick chook quiz to test your knowledge! Tick all the boxes that apply.

**1** What foods are good for chickens to eat?

- lollies/sweets and chocolate
- compost
- weeds
- rubbish
- kitchen scraps
- special pellets
- seeds
- paper scraps

**2** Which foods can make chickens sick?

- onion
- banana
- watermelon
- lettuce
- avocado
- lemons and oranges
- lollies

**3** What should you do if your chooks don't have enough water?

- turn on the hose
- start screaming
- Top up water - or tell an adult
- tip in some lemonade

**4** Why do pellets go in a special feeder?

- to prevent mess
- so rats & pigeons don't eat them
- the chickens are on a diet
- to stop chickens from laying eggs in there

**5** What should you check just before you leave the coop?

- all the weeds have been picked
- all chooks are locked inside the coop
- there are no rats hiding in the coop
- you have collected enough eggs for an omelette



Question 1: weeds, kitchen scraps, pellets, seeds  
 Question 2: onion, avocado, lemons & oranges, lollies  
 Question 3: top up water or tell an adult  
 Question 4: to prevent mess, so rats and pigeons don't eat them  
 Question 5: all the chooks are locked in

## 7 - ACTIVITIES FOR CHICKENS

Chickens can get bored, just like us.

Bored chickens can misbehave. They can pull each other's feathers out, argue, and try to escape the coop.

Luckily, there are lots of fun ways to make your chickens' lives more interesting.

Even the most lovely chickens can get bored...



### Dustbath

Chickens love dust baths. They roll and flap around, and take dust baths to keep themselves parasite free and to relax. Use wood, stones, bricks to make a border and fill in the centre with loose soil. Ta dah! You've made a chicken luxury spa!



### Cabbage ball!

Get a grown-up to make a hole through the centre of a cabbage, then thread some twine through. Knot at one end, and tie the other end on a branch or high up in the coop. Make sure it's low enough for the chickens to reach by flapping and jumping.



### Hall of mirrors!

Hang up CD's or plastic mirrors. Chickens are beautiful and like to look at themselves.



### Mystery hay pile

Make a hay or straw pile (don't use fresh grass cuttings). The chickens will have a lovely time spreading it everywhere as they do a treasure hunt for bugs and seeds!



### Rolling dispenser

Get a plastic bottle and make some holes in it (about 10mm in diameter). Now pop seeds, scratch or mealworms inside the bottle and screw the lid on. The chickens will have fun rolling the bottle around trying to get their snacks to come out of the holes. This can look pretty funny too!



### Chicken gym

Chickens love to swing and perch and climb! Make a swing out of wood and rope, add branches to perch on (at different heights) and maybe tie some snacks or popcorn strings onto the gym too.



Hang up a mirror!  
We love to admire ourselves..

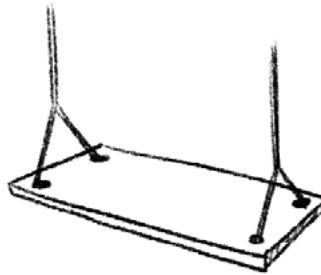
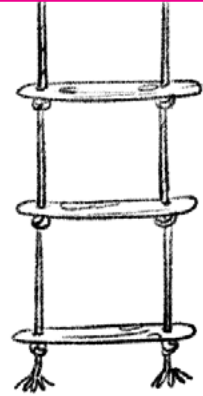
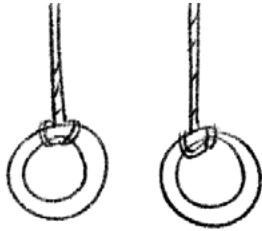




# 8 - A CHICKEN GYM


Design your own amazing chicken gym!

Here some bits and pieces to get you started.



9 - CHOOK FILES!


All chickens are different. On the next page, make a file on a chicken you know. This will help remind you how to look after this chicken, and let other people know what to look out for. You can draw the chicken, or stick a photo in the frame.



Full name WHITNEY DIVA Nickname? WHITTERS

Breed PINK SILKIE Date of birth 1 JAN 2018

Favourite foods PROFITEROLES, WATERMELON, PRAWN COCKTAIL, PEACHES




Eggs look like this ↗

Likes SINGING + DRESSING UP

Dislikes BED-TIME

Other notes LOVES SHINY THINGS, PREENING AND GOING OUT AT NIGHT!

10 - CHOOK FILES!

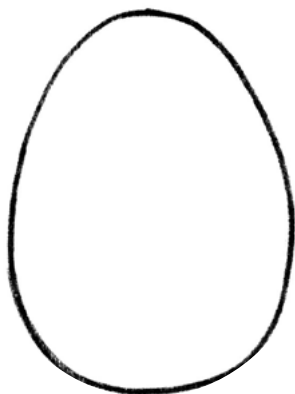


Full name ..... Nickname? .....

Breed ..... Date of birth .....

Favourite foods .....

.....



Eggs look like this ↗

Likes .....

Dislikes .....

Other notes .....


.....

.....

.....

11 - MORE CHOOK FILES

MAKE UP a chicken - or put another chicken you know in this frame. Maybe this chicken is a magical chicken, the best chicken in the world, or a real BAD EGG!

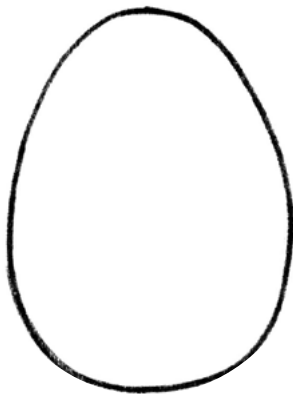


Full name ..... Nickname? .....

Breed ..... Date of birth .....

Favourite foods .....

.....



Eggs look like this ↗

Likes .....

Dislikes .....

Other notes .....

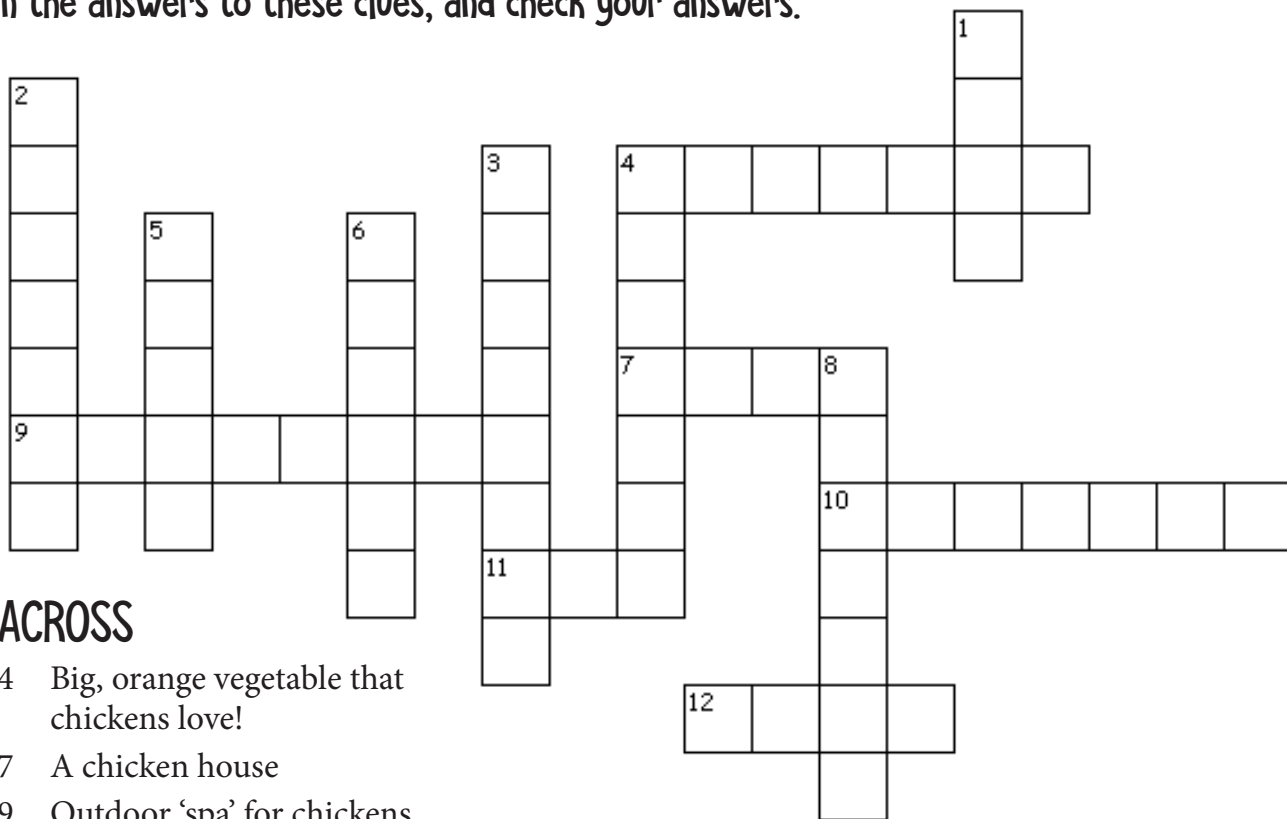
.....

.....

.....

# 12 - CHICKEN CARE CROSSWORD

How much have you learned? Complete the crossword by filling in the answers to these clues, and check your answers.



## ACROSS

- 4 Big, orange vegetable that chickens love!
- 7 A chicken house
- 9 Outdoor 'spa' for chickens to clean themselves (even if it looks dirty!)
- 10 Delicious treat for us, but not for chickens
- 11 Part of the pen where chickens can exercise
- 12 Wild rodents who steal chicken food

## DOWN

- 1 It's not food but chickens need to eat it (begins with G)
- 2 Delicious on toast, but poisonous for chickens
- 3 Chickens sometimes lose these fluffy things
- 4 You can buy it at the cinema, and chooks love it too
- 5 Chickens do this when they sleep (begins with R)
- 6 What a chicken might do if you leave the pen door open!
- 8 Special chicken food



# 13 - WHOSE EGG ?

Which kind of egg would each of these chickens lay? Draw the egg!



Look carefully. Do all these chickens lay eggs?



Find more fun activities on [lucindagiffordbooks.com](http://lucindagiffordbooks.com)

Whitney and Britney Chicken Divas is published by Scholastic @Lucinda Gifford 2020